

Developed & Manufactured by



MobileODT

Mobile Optical Detection Technologies

SOLVING CERVICAL ISSUES HAS NEVER BEEN EASIER

High-quality screening & High-precision treatment

Screen & Treat in a single sitting!

Elimination of cervical cancer by 2030



In 2019, WHO issued new guidelines for the use of thermal ablation for cervical pre-cancerous lesions, recommending the thermal ablation as an alternative method of treatment.

The New **EVA Pro**

Digital Colposcope
Powered by AI (optional)

SCREEN



ThermoGlide

Treating precancerous lesions
with thermocoagulation

TREAT



EVA PRO -

The Gynac Stethoscope

A turn-key cervical and vulvar visualization solution to streamline how you perform, document and review patient cases.



Digital touch screen

Enhances the visualization experience, allowing to zoom in on images and perform the examination in a convenient manner.

Sophisticated software with annotation capabilities

Save images with notes, annotate biopsies and points of interest, add clinical impressions, edit in device or on portal.

Built in camera with magnifying capabilities

Superior image quality, you can identify a lesion as small as 0.05 mm



Hands free image capture
For optimal use




Powered by AI (optional)



supporting the WHO strategic objective to eliminate cervical cancer by 2030



can be used by trained doctors & paramedics



Results received within 60 seconds, directly at point of care

**Treat up to CIN 1 & 2 lesions. Cervicitis.
Ectropion/Ectopy or any other cervical abnormality.**

ThermoGlide







An immediate point-of-care treatment option to prevent cervical issues

A complete thermo coagulation solution for the treatment of precancerous cervical lesions

The ThermoGlide uses heat to decimate tissue. The probe is heated quickly within **8 seconds and remains at 100°C** allowing for rapid cervical ablation. The superficial epithelium withers and dissipates after the treatment, while the stroma and glandular crypts are destroyed.

Thermo coagulation offers shorter treatment time as compared to cryotherapy.



-  **4 probes**
Versatile treatment options
-  **2 battery packs**
Wireless battery pack
-  **Charger**
Rechargeable battery, with no need for electricity
-  **Minimal pain and discomfort**
Compared to the conventional treatment methods
-  **Safe and effective**
Timer function & constant temperature setting reducing possibility of human error
-  **Easy to use**
Quick learning curve, simple handling and assembly



In 2019, WHO issued new guidelines for the use of thermal ablation for cervical pre-cancerous lesions, recommending the thermal ablation as an alternative method of treatment.

Pre-cancerous lesions identified by EVA PRO can now be treated on site

SPECIAL OFFERS NOW AVAILABLE

BUYBACK EXISTING COLPOSCOPE TO **EVA Pro**



INTRODUCING **ThermoGlide**

An immediate point-of-care treatment
option precancerous lesions
with thermocoagulation



* **CIDEX VOUCHER WORTH ₹8,500 FREE**

* **AVAIL ATTRACTIVE BUY BACK OFFERS**

* **0 DOWN PAYMENT**

Pay in equal instalments of 12 months, 18 months, or 24 months!

VIEW CLINICAL PAPERS



CONTACT US

